

Studio23

Accessibility and Inclusion Package

STUDIO23

Reignite Your Teaching and Facilitation Practice



Reignite Your Teaching and Facilitation Practice

Nov. 1 & 2, 2023

Simon Fraser University, Harbour Centre
515 West Hastings Street, Vancouver, B.C.



BCcampus
Learning. Doing. Leading.

Table of Contents

- Introduction 3
- Accessible Practices and Procedures..... 3
 - Accessibility Requests 3
 - Neuroinclusivity..... 3
 - Alternative Formats..... 3
 - CART and American Sign Language..... 3
 - Assistive Devices..... 3
 - Support Persons 4
 - Support Animals 4
 - Seating 5
- Safety, Security, and Emergency Procedures..... 5
 - Harbour Centre Security and Emergency Numbers 5
- Venue Information..... 5
 - Universal Washrooms 6
 - Flooring..... 6
 - Chairs 6
 - Light 7
 - Points of Entry 7
 - Wi-Fi 8
- Events 8
 - Big Mixer..... 8
 - Presenter Ready Room and Media Desk 8
 - Quiet Room 8
 - Amenities That May Not Be Easily Accessed 9
- Maps 9
 - Cordova Entrance Floor 9
 - Hastings Street Ground Level Floor Plan..... 10
- Public Transportation 11
 - Bus 11
 - Taxi Services 11
- Wheelchair Rental and Repair 11
- Contact and Feedback..... 12

Introduction

Welcome to Studio23: Reignite your Teaching and Facilitation Practice!

This document aims to provide you with important details about accessibility, inclusion, our venue, and the event. If you have questions, [please contact us](#). We are committed to ensuring your experience at Studio23 is pleasant and fulfilling.

Accessible Practices and Procedures

Accessibility Requests

We personally manage each request and work directly with you to ensure your specific needs are met. If you have particular needs or preferences, you can communicate them in the registration form or contact us directly. We will be in touch to work with you.

Neuroinclusivity

At our events we strive for neuroinclusivity to create an environment that supports individuals with diverse neurological needs. This includes help with our registration process, a personal venue tour, a buddy system during the event, sensory meals, and quiet spaces etc. Please let us know if there is something we can do to support you.

Alternative Formats

We are dedicated to ensuring our information is accessible to everyone, and we understand you may require alternative formats to standard print to access information. We offer correspondence, reports, and other documents in alternative formats on request, including:

- Hard copy or email
- Large print

If you request another format, we will do our best to ensure your needs are met.

Computer-Assisted Real-Time Translation and American Sign Language

We provide sign-language interpreting (American Sign Language) or computer-assisted real-time translation (CART) on request. All recorded assets include captioning.

Assistive Devices

We frequently have attendees who use personal assistive devices to aid them in their daily lives, including communication, cognition, personal mobility, and medical aids. Our organization works closely with our audio-visual providers to ensure attendees have access to the necessary equipment. Additionally, all our event spaces are equipped with microphones and a house PA or speakers to help facilitate clear and accessible communication.

Support Persons


We recognize individuals with disabilities may require a support person to assist them with communication, mobility, personal care, or medical needs. We allow attendees with disabilities to be accompanied by a support person at our events. The support person may be a paid professional, volunteer, family member, or friend and does not need to have any special training or qualifications. There is no fee for the support person; they are sponsored by BCcampus. To ensure we accommodate catering needs, please inform us during registration if you will be accompanied by a support person.

If you do not have a support person but require extra assistance, volunteers and event staff are available to assist during the event.

Support Animals

Service animals are essential for some individuals with disabilities and include dogs trained to assist people who are blind, hearing-alert animals for those who are deaf or hard of hearing, and animals trained to detect and prevent oncoming seizures. Service animals are always welcome at our events, in accordance with the law.

Simon Fraser University (SFU) Harbour Centre is in downtown Vancouver, so parks in general are limited, and off-leash dog parks are even harder to find. If you are short on time, there are planted-tree areas just outside Harbour Centre's main entrance and along Hastings Street.



The closest park to Harbour Centre is Victory Square at 200 W Hastings Street, just a few blocks from our venue. In Vancouver dogs are welcome at all parks, but Victory Square is not an off-leash park. Organizers will accompany you and your puppy if you use this space.

If these options do not work, we are happy to discuss your dog's needs, including puppy pee pads, a ride to a dedicated dog park, etc.

The City of Vancouver has a [list of off-leash dog parks](#) on its website.

Seating

We implement dedicated easy access and accessible seating for all in-person events. This includes seating in proximity to entrances and exits and near speakers, ensuring all attendees have an equal opportunity to fully participate.



Safety, Security, and Emergency Procedures

If you have restricted mobility and have notified us, we will have a dedicated staff member who will be responsible for helping you evacuate. We will introduce you to the person when you pick up your attendee badge.

Harbour Centre Security and Emergency Numbers

Non-emergency: 778-782-5029 or dial 12 from any classroom or house phone to contact security

Emergency: 778-782-4500 and 911

Venue Information

Harbour Centre has four entrances, one on each side of the building. The main entrance on Hastings Street is ground level and has the best access for wheelchairs.

Harbour Centre has multiple levels: Lower Concourse, Main Concourse, Upper Concourse, and floors 3 through 7.

Our event will take place on two levels, the Main Concourse and Upper Concourse.

- **Main Concourse:**
 - Fletcher Theatre: Opening remarks, sessions
 - Segal Rooms 1400–1430: Opening remarks, sessions, social event
 - 1500 Xerox Conference Room: Media Desk and Presenter Ready Room
 - Teck Gallery: Lounge
 - Concourse: Registration, catering, networking
- **Upper Concourse:**
 - 2065 Diamond Alumni Lounge: Quiet Room

Universal Washrooms

Universal washrooms are on the Main Concourse ([see map](#)). They are wheelchair accessible and have a baby changing station.



Flooring

Harbour Centre has a few types of flooring: tile, laminate, and low-pile carpet.




Chairs

The venue has various seating types and arrangements. Sessions will have theatre seating, and our main breakout spaces will have padded chairs. These padded chairs are not on wheels and need to be slid out.



Light

SFU is abundant with natural light. Most of our venue space has floor-to-ceiling windows with window shades. The Fletcher Theatre has recessed lighting without windows.



Points of Entry

Harbour Centre has multiple entrances. We recommend the Hastings Street entrance for the most direct, accessible route. You may enter from Cordova Street, but it is not as direct.

From Hastings Street: Enter through the main doors and follow the signs until you reach us.

From Cordova Street: Inside the doors is set of stairs with a chair lift.



When you reach the top of the stairs, move through the Lower Concourse, following Hastings Street, the office tower, and the elevator signs. Take the elevator to the Main Concourse.



Once on the Main Concourse, [please see the map for directions](#).

Wi-Fi

We will provide attendees with dedicated Wi-Fi access on site. You will find this information on signage throughout the event.

Social Events and Installations

Studio23 includes the following events and amenities.

The Big Mixer

The Big Mixer will be held on November 1 at approximately 4:30 p.m. in the Segal Rooms, just after sessions end. The Segal Rooms are fully accessible. Join us for a mixology party where you can enjoy a demonstration of customized Studio23 drinks. This is a special time to connect and engage in an atmosphere designed to spark ideas, share practice, and foster creative collaboration. Appetizers and drinks will be provided.

Presenter Ready Room and Media Desk

The Presenter Ready Room—Room 1500 on the Main Concourse—will provide speakers and teams with the opportunity to meet to work on their presentations. This accessible space will double as a media space during the event.

Quiet Room

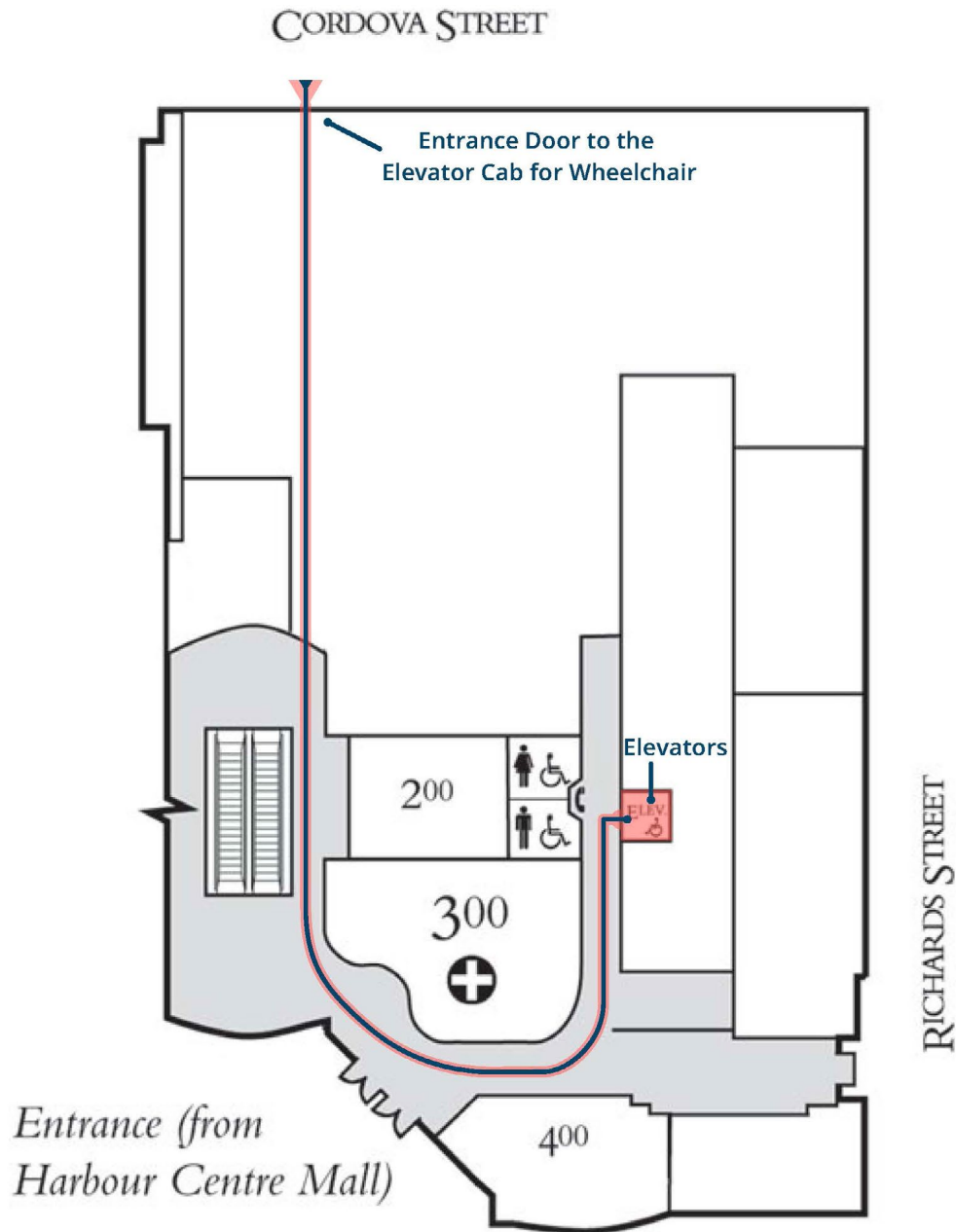
The Quiet Room is designed to help participants stay relaxed and grounded so they can do their best learning and networking throughout the event. The Quiet Room will be in the Diamond Alumni Lounge 2065 on the Upper Concourse and will have a sofa, chairs, bean bag chairs, and mediation mats.

Amenities That May Not Be Easily Accessed

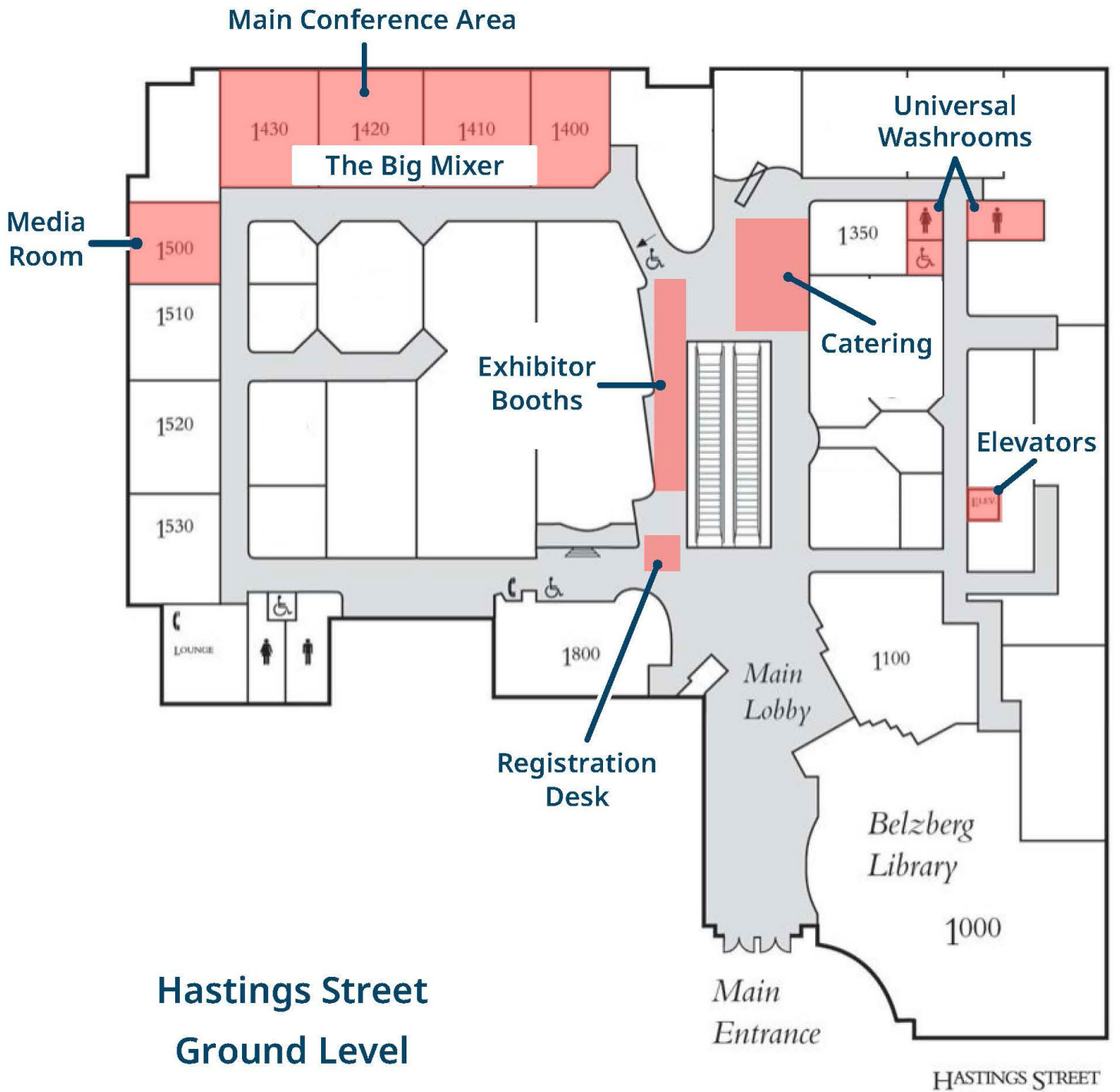
Most of our event is space is easily accessed, but in some cases there is a separate wheelchair access entry point. All of our event is space is easily accessed although the Fletcher Theatre entrance has stairs. The entrance for wheelchairs or mobility aids to the theatre is off the main concourse.

Maps

Cordova Street Entrance Floor Plan



Hastings Street Main Concourse Floor Plan



Hastings Street Ground Level

Public Transportation

Bus

Every TransLink bus can hold up to two wheelchairs or mobility aids, but not all bus stops are accessible. TransLink advises you plan ahead using its [Trip Planner tool](#) or call 604-953-3333 to find the nearest accessible bus stop to your starting point or destination.

To board the bus with your wheelchair or mobility aid, your dimensions should not exceed the following:

Length: 122 cm (48 in.)

Width: 61 cm (24 in.)

Weight: 273 kg (600 lbs) (combined weight including the transit rider and mobility aid)

These dimensions include all add-ons such as bumpers, wheel bars, and baskets. Three-wheel scooters in these dimensions may fit, but some four-wheel scooters cannot because of their wider turning radius.

Taxi Services

Yellow Cab

604-681-1111

Black Top and Checker Cabs

604-731-1111

Wheelchair Rental and Repair

Macdonald's Home Health Care

604-872-5496

macdonaldshhc.com

Wheelin' Mobility

Office: 604-200-0119 extension 901

Cell: 778-654-7792

Advanced Mobility

604-293-0002

Contact Us

General questions

events@bccampus.ca

Christy Foote, events manager

cfoote@bccampus.ca

BCcampus support team

support@bccampus.ca

BCcampus communications team

communications@bccampus.ca

Feedback

As we are always learning. We welcome feedback and suggestions on this document.

Please email events@bccampus.ca.

License



Creative Commons

This means you can share, redistribute, remix, and transform the material. (With the understanding that the citations referenced in this material are previously copyrighted by the original creators.)



Attribution

You must give appropriate credit, provide a link to the license, and indicate if changes were made. You may do so in any reasonable manner, but not in any way that suggests the licensor endorses you or your use.